


bulletin

THE OFFICIAL

Official acts and recommendations



OFFICIAL ACTS

EXPERT REPORTS

ANIMAL HEALTH

ACTIVITIES & PROGRAMMES



OIE Activity Report for 2019

KEYWORDS

#World Organisation for Animal Health (OIE).



© OIE/S. Frade

The OIE is ready to meet tomorrow's health challenges

The guiding principles of the first mandate of the [Director General](#) of the World Organisation for Animal Health (OIE) have been to structure its actions, to modernise its programmes and to renew its procedures so that they become more transparent. Since 2016, she has been committed to engaging the OIE's teams, Members, partners and experts throughout the world to strengthen collaborations at every level.

We see it every day: our health systems are being confronted by new health challenges. Climate change, the increase in global population and technological progress are all challenges to overcome as well as opportunities to evolve. We must constantly examine the ways in which animal health systems can contribute towards building a common response to these issues.

Collaborating for better global health governance

The COVID-19 pandemic reminds us that cross-sectoral collaboration, in line with the 'One Health' approach, and the sharing of expertise are more essential than ever. By encouraging them, we will be better able to anticipate and deal with these new threats. Through its mission to set standards, to inform, and to build capacity, the OIE contributes to the emergence of essential global governance in animal health, anchored in science.

This report reflects our collective achievements in 2019, but also since the launch of the 6th Strategic Plan in 2016.

| The OIE guides Veterinary Services towards better resilience

By building on the structural work undertaken in recent years, the OIE is ready to support Veterinary Services in coping with change. This report of our activities outlines the prospects for a future envisaged together and the objectives that we set for the years to come.

[Download the OIE Activity Report for 2019](#)

ACTIVITIES & PROGRAMMES



15th Conference of the OIE Regional Commission for the Middle East

Abu Dhabi, United Arab Emirates, 10–14 November 2019

KEYWORDS

#conference, #Middle East, #OIE Regional Commission, #recommendation, #World Organisation for Animal Health (OIE).



Each OIE Regional Commission organises a Conference every two years in one of the countries of the region. These Conferences are devoted to technical items and to regional cooperation in animal health, animal welfare and animal production food safety issues within the region.

Thanks to the kind offer of the government of the United Arab Emirates, the 15th Conference of the OIE Regional Commission for the Middle East was held in Abu Dhabi from 10 to 14 November 2019. A total of 81 participants, comprising OIE Delegates and/or representatives of 11 Members and senior officers from 7 regional and international organisations, attended the Conference. In addition, representatives of the private sector as well as private veterinary organisations from the region and from the host country were present.

Final report (including recommendations)
Reports on technical items

ACTIVITIES & PROGRAMMES



OIE

31st Conference of the OIE Regional Commission for Asia, the Far East and Oceania

Sendai, Japan, 2-6 September 2019

KEYWORDS

#Asia, #conference, #OIE Regional Commission, #recommendation, #World Organisation for Animal Health (OIE).



© World Organisation for Animal Health (OIE)

Each OIE Regional Commission organises a Conference every two years in one of the countries of the region. These Conferences are devoted to technical items and to regional cooperation in animal health, animal welfare and animal production food safety issues within the region.

Thanks to the kind offer of the government of Japan, the 31st Conference of the OIE Regional Commission for Asia, the Far East and Oceania was held in Sendai from 2 to 6 September 2019. A total of 96 participants, comprising OIE Delegates and/or representatives of 22 Members of the Region and senior officers from seven regional and international organisations, attended the Conference. In addition, representatives of the private sector as well as private veterinary organisations from the region and from the host country were present.

Final report (including recommendations)
Reports on technical items

ACTIVITIES & PROGRAMMES

▶ PARTNERS

OIE is listed as an official development assistance (ODA)-eligible international organisation

KEYWORDS

#cooperation, #economic development, #international organisation, #Organisation for Economic Co-operation and Development (OECD), #World Organisation for Animal Health (OIE).



© IFAD/Jim Holmes

On 20 December 2019, the Organisation for Economic Co-operation and Development (OECD) officially informed the OIE that it had been added to the list of official development assistance (ODA)-eligible international organisations [1].

ODA is official funding provided by international organisations and official agencies (including state and local governments) to support the economic development and welfare of developing countries. It is also the main source of financing for development aid. Through its inclusion on this list, the OIE joins many of its international partners, including the World Health Organization (WHO) and the Food and Agriculture Organization of the United Nations (FAO) and is now eligible for ODA funding streams.

The OIE's application to be included on the list was officially submitted by the Government of France and was examined by the OECD [Development Assistance Committee \(DAC\)](#) Working Party on Development Finance Statistics, which gathers experts from all OECD Members.

The OIE has been added to the list of ODA-eligible international organisations, with an ODA coefficient of 61%. The coefficient was determined further to an extensive review of the OIE's activities, including:

I. identifying activities with a developmental objective in the OIE's programme of work;

- II. examining the extent to which the activities take place in or for the benefit of ODA recipients; and
- III. estimating the 'development share' in the OIE's total programme on the basis of data from past years' expenditures.

This coefficient of 61% will apply to:

- a. core contributions made to the OIE regular budget, which will be reported as multilateral ODA, and
- b. voluntary contributions made to the [OIE World Animal Health and Welfare Fund \(the OIE World Fund\)](#), which are not earmarked for a country or region, and which will be reported as an estimated share of the funds that will benefit countries on the DAC List of ODA Recipients [2] as bilateral ODA. On the other hand, voluntary contributions to the OIE World Fund, which are earmarked for countries on the DAC List of ODA Recipients, will be reported in full as bilateral ODA.

The OIE's inclusion on the list will increase the organisation's visibility and facilitate further investment from current and future resource partners, while simultaneously forming part of the OIE's resource mobilisation strategy

Additionally, the OIE's eligibility for ODA correlates to increased recognition of the importance of animal health and welfare in achieving the [United Nations 2030 Agenda for Sustainable Development](#), in particular the Sustainable Development Goals related to zero hunger (SDG 2), good health and well-being (SDG 3), decent work and economic growth (SDG 8), responsible consumption and production (SDG 12), and partnerships (SDG 17).

The OIE thanks the OECD DAC Working Party on Development Finance Statistics for recognising it as an ODA-eligible organisation.

REFERENCES

1. Organisation for Economic Co-operation and Development (OECD) (2020). – [Annex 2. List of ODA-eligible international organisations](#).
2. Organisation for Economic Co-operation and Development (OECD) (2020). – [DAC List of ODA Recipients](#).

ACTIVITIES & PROGRAMMES

► PARTNERS

Partnership of International Organisations for Effective International Rulemaking

OECD Headquarters, 5 November 2019

KEYWORDS

#international organisation, #international standard, #OIE Observatory, #Organisation for Economic Co-operation and Development (OECD), #partnership, #World Organisation for Animal Health (OIE).



Picture from www.oecd.org/gov/regulatory-policy/IO-Rule-Based-System.pdf

Almost 50 international organisations, including the World Organisation for Animal Health (OIE), are involved in a partnership in support of improving the quality, relevance and impact of their rulemaking activities in the framework of the Organisation for Economic Co-operation and Development (OECD) Regulatory Policy Committee (RPC) work on international regulatory




cooperation.

The technical meeting of [the Partnership of International Organisations for Effective International Rulemaking](#) held at the OECD headquarters on 5 November 2019, focused on the activities for the next phase of the partnership. Following the [6th Annual Meeting of International Organisations](#) and the launch of the brochure [The contribution of international organisations to a rule-based international system](#), the international organisations confirmed their continued interest on the partnership and expressed an extensive willingness to participate in the next phase, which will focus on the preparation of a Compendium of International Organisation Practices and the development of new International Organisation Studies.

The **Compendium of International Organisation Practices** will seek to produce a more systematic understanding of the instruments, practices, operations and governance modalities of international organisations. It will produce a detailed guidance on core features of international rule-making, will emphasise success stories and good practices and will produce targeted and practical toolkits to inform the design and the implementation of international instruments. The Compendium is due to be released in March 2021.

Since 2016, ten **International Organisation Studies** have been developed. The objective and scope of these studies are tailored to the needs of the international organisations in question and can vary between a broad overview of governance modalities and operational processes to a more detailed assessment of a particular aspect



of international rulemaking.

A case study was developed specifically on the design of the [OIE Observatory](#). The OECD study provides an in-depth diagnostic of the rulemaking and governance structure of the OIE and offers tailored recommendations on how the OIE can use its existing institutional framework and information collection mechanisms to set up the OIE Observatory.

For the next phase of the partnership, there is a strong interest of international organisations to address a new horizontal issue, which is the use of new digital technologies for international rulemaking.

The technical meeting was followed by an academic session during which international organisations and representatives from the Academic Friends of the International Organisations Partnership – an open advisory group – discussed recent academic work on international rulemaking and the next steps in their collaboration.

The OIE was represented in the meetings by Mr Rodney de Souza, Head of the Legal Affairs Unit, and Dr Karen Bucher, Project Manager, Standards Department.

ACTIVITIES & PROGRAMMES

▶ PARTNERS

International Platform for Digital Food and Agriculture

KEYWORDS

#digital technology, #Food and Agriculture Organization of the United Nations (FAO), #Global Forum for Food and Agriculture (GFFA), #International Platform for Digital Food and Agriculture, #World Organisation for Animal Health (OIE).



© denizbayram/Getty Images

During its 164th Session, held from 6 to 10 July 2020, the [Council of the Food and Agriculture Organization of the United Nations \(FAO\)](#) recognised the increasing importance of the application of digital technologies in food and agriculture, agreed with the recommendation that the proposed entity [1, 2] be called the **International Platform for Digital Food and Agriculture**, and endorsed the proposal for hosting by FAO of the platform [3].

REFERENCES

1. World Organisation for Animal Health (OIE) (2019). – [The challenges of digitalisation and animal health global approach to address the 2030 agenda](#). In Bulletin|The Official, **2019-2**.
2. World Organisation for Animal Health (OIE) (2019). – [Global Forum for Food and Agriculture communiqué, Berlin, Germany, 19 January 2019](#). In Bulletin|The Official, **2019-1**.
3. Food and Agriculture Organization of the United Nations (FAO) (2020). – [Report of the Council of FAO. Hundred and Sixty-fourth Session, 6–10 July 2020](#).

ACTIVITIES & PROGRAMMES

► PARTNERS

98th Session of the Executive Committee of the EuFMD

OIE Headquarters, 3-4 October 2019

KEYWORDS

#European Commission for the Control of Foot-and-Mouth Disease (EuFMD), #Food and Agriculture Organization of the United Nations (FAO), #foot and mouth disease (FMD), #Global Framework for the Progressive Control of Transboundary Animal Diseases (GF-TADs), #World Organisation for Animal Health (OIE).



Photo by Arie Wubben on Unsplash

The World Organisation for Animal Health (OIE) hosted the 98th Session of the Executive Committee of the Food and Agriculture Organization of the United Nations (FAO) European Commission for the Control of Foot and Mouth Disease (EuFMD), at its headquarters on 3-4 October 2019. [1]

The Committee, currently chaired by Ireland, is made up by Chief Veterinary Officers, Delegates of the European Members, international and regional organisations, development partners such as the European Commission, the FAO and the OIE.

Dr Jean-Philippe Dop, Deputy Director General of the OIE, welcomed the Committee and highlighted the good collaboration OIE has with EuFMD.

The Committee reviewed progress made in the work programme of EuFMD since the 43rd General Session of EuFMD (17-18 April 2019) [2]. It also approved the EuFMD Phase V Workplans [3], which include activities in support of the Global Framework for the Progressive Control of Transboundary Animal Diseases (GF-TADs)⁽¹⁾ and the

implications of the GF-TADs programme on EuFMD support.

The support from EuFMD on OIE programmes and initiatives such as development of e-learning modules and trainings within the European neighbourhood and globally was acknowledged and will continue to be strengthened.

France kindly hosted the evening event.

(1) The [Global Framework for the Progressive Control of Transboundary Animal Diseases \(GF-TADs\)](#) is a joint initiative of the OIE and FAO that endeavours to empower global and regional alliances in the fight against Transboundary Animal Diseases (TADs), to provide for capacity building and to assist in establishing programmes for the specific control of certain TADs based on global and regional priorities.

REFERENCES

1. Food and Agriculture Organization of the United Nations (FAO) (2019). - [Report of the 98th Session of the Executive Committee of the EuFMD Commission, Paris, 3-4 October 2019.](#)
2. Food and Agriculture Organization of the United Nations (FAO) (2019). - [Report of the 43rd General Session of the European Commission for the Control of Foot-and-Mouth Disease, Rome, 17-18 April 2019.](#)
3. Food and Agriculture Organization of the United Nations (FAO) (2019). - [The EuFMD Workplans Phase V 2019-2021.](#)

ACTIVITIES & PROGRAMMES

► PARTNERS

9th Multi-stakeholder partnership meeting of the Global Agenda for Sustainable Livestock

Manhattan, Kansas, USA, 9-12 September 2019

KEYWORDS

#Global Agenda for Sustainable Livestock (GASL), #partnership, #World Organisation for Animal Health (OIE).



© taikrixel/Getty Images

The Global Agenda for Sustainable Livestock (GASL) is a multi-stakeholder partnership established in 2011.

The partnership has a collaboration structure formed by seven cluster groups:

1. Public Sector – representatives from governments
2. Private Sector – representatives from private sector organisations
3. Academia/research – representatives from research organisation and universities
4. Donors – representatives from monetary contributors to the Agenda's Trust Fund
5. NGOs – representatives from interest groups such as animal welfare and environmental or livelihood non-governmental organisations
6. Social movements and community-based organisations – representatives of pastoralists, indigenous people, agricultural workers, small farmers and peasants
7. Inter-governmental and multi-lateral institutions – institutions that have a mandate in livestock sector development.

Innovation for sustainable livestock systems

The OIE is a member of the 'Inter-governmental and multi-lateral institutions' cluster, and a member of the Guiding Group which met on 12 September 2019 (a Guiding Group is composed of five representatives of each cluster). The OIE was represented in the meetings by Dr Jean-Philippe Dop, Deputy Director General, and Dr Jean-Jacques Soula, OIE Coordinator in the FAO/OIE PPR Secretariat. Presentations, panels, posters, field tours, and discussion throughout the week focused on the theme of 'Innovation for sustainable livestock systems', highlighting examples of innovative solutions to address sustainable livestock production and agrifood systems.

[More information from the Global Agenda for Sustainable Livestock \(GASL\) website](#)

ACTIVITIES & PROGRAMMES

► PARTNERS

11th Meeting of the GF-TADs Regional Steering Committee for the Americas

Videoconference, 16 June 2020

KEYWORDS

#Americas, #Food and Agriculture Organization of the United Nations (FAO), #Global Framework for the Progressive Control of Transboundary Animal Diseases (GF-TADs), #World Organisation for Animal Health (OIE).



Photo © Shutterstock



The Regional Steering Committee of the GF-TADs⁽¹⁾ for the Americas held its 11th meeting on 16 June 2020.

During the meeting, the Regional Steering Committee recommended the creation of Standing Groups of Experts for **classical swine fever** (coordinated by [OIRSA](#)) and **highly pathogenic avian influenza** (coordinated by [IICA](#)), among other recommendations.

(1) The [Global Framework for the Progressive Control of Transboundary Animal Diseases \(GF-TADs\)](#) is a joint initiative of the World Organisation for Animal Health (OIE) and the Food and Agriculture Organization of the United Nations (FAO) that endeavours to empower global and regional alliances in the fight against Transboundary Animal Diseases (TADs), to provide for capacity building and to assist in establishing programmes for the specific control of certain TADs based on global and regional priorities.

[More information on the 11th meeting of the GF-TADS Regional Steering Committee for the Americas](#)

ACTIVITIES & PROGRAMMES

► PARTNERS

Improving regional coordination against ASF under the GF-TADs umbrella

KEYWORDS

#African swine fever (ASF), #expert, #Food and Agriculture Organization of the United Nations (FAO), #Global Framework for the Progressive Control of Transboundary Animal Diseases (GF-TADs), #Standing Group of Experts (SGE), #World Organisation for Animal Health (OIE).



Photo © bazilfoto/Getty Images

Several meetings are convened to develop coordinated recommendations on biosecurity and border control that can help curb the spread of African swine fever (ASF).

Under the GF-TADs umbrella,⁽¹⁾ [a Standing Group of Experts \(SGE\)](#) was formed in **Europe** in 2014 to help coordinate efforts, share information and develop best practices for prevention and control of ASF outbreaks.

A similar approach is now being used in **Asia** and learning from the experiences in Europe and taking into account the current situation in the region, the SGE-ASF for Asia was launched in April 2019.

Although **the Americas** is a region free from ASF, the GF-TADs for the Americas also decided to launch an SGE-ASF for the Americas, the first meeting of which was held in December 2019.

[SGE-ASF meetings for the Americas](#)

[SGE-ASF meetings for Asia](#)

[SGE-ASF meetings for Europe](#)

(1) The [Global Framework for the Progressive Control of Transboundary Animal Diseases \(GF-TADs\)](#) is a joint initiative of the World Organisation

for Animal Health (OIE) and the Food and Agriculture Organization of the United Nations (FAO) that endeavours to empower global and regional alliances in the fight against Transboundary Animal Diseases (TADs), to provide for capacity building and to assist in establishing programmes for the specific control of certain TADs based on global and regional priorities.

ACTIVITIES & PROGRAMMES

▶ PARTNERS

African swine fever: another priority disease for the GF-TADs at the global level

KEYWORDS

#African swine fever (ASF), #Food and Agriculture Organization of the United Nations (FAO), #Global Framework for the Progressive Control of Transboundary Animal Diseases (GF-TADs), #transboundary animal disease, #World Organisation for Animal Health (OIE).



Photo © GlobalP/Getty Images

The Management Committee of the GF-TADs⁽¹⁾ held its 20th meeting on 19-20 September 2019 at FAO Headquarters.

During the meeting, which was led by Dr Juan Lubroth (FAO) and Dr Jean-Philippe Dop (OIE), the Management Committee decided to include **African swine fever (ASF)** as another priority disease for the GF-TADs at global level, in addition to rinderpest (post-eradication), foot and mouth disease (FMD), peste des petits ruminants (PPR) and highly pathogenic avian influenza.

(1) The [Global Framework for the Progressive Control of Transboundary Animal Diseases \(GF-TADs\)](#) is a joint initiative of the World Organisation for Animal Health (OIE) and the Food and Agriculture Organization of the United Nations (FAO) that endeavours to empower global and regional alliances in the fight against Transboundary Animal Diseases (TADs), to provide for capacity building and to assist in establishing programmes for the specific control of certain TADs based on global and regional priorities.

Improving regional coordination against African swine fever

ACTIVITIES & PROGRAMMES

▶ PARTNERS

New multi-partner trust fund launched to combat antimicrobial resistance globally

KEYWORDS

#antimicrobial resistance (AMR), #multi-partner trust fund, #Tripartite.




© World Health Organization (WHO), Food and Agriculture Organization of the United Nations (FAO) & World Organisation for Animal Health (OIE), 2019

On 19 June 2019, the Tripartite – a joint effort by the Food and Agriculture Organization (FAO), the World Organisation for Animal Health (OIE) and the World Health Organization (WHO) – launched the Antimicrobial Resistance (AMR) Multi-Partner Trust Fund.

The AMR Trust Fund, which is being supported by an initial contribution of US\$ 5 million from the Government of the Netherlands, has a five-year scope, through 2024, and aims to scale up efforts to support countries to counter the immediate threat of AMR, arguably the most complex threat to global health.

Funding appeal

The immediate funding appeal is for US\$ 70 million, to be used to support countries and the implementation of the Tripartite's AMR Workplan 2019–2020, particularly in providing technical support to countries designing National Action Plans on AMR and to scale up local action.



Prominent among the AMR Trust Fund's ultimate desired outcomes is a world where infectious diseases can continue to be treated with effective and safe antimicrobials and one in which resistance is monitored and controlled at a slower pace. The pathway to that success entails activities ranging from awareness raising and the drafting of national action plans to surveillance of AMR trends and better ensuring responsible antimicrobial sales and use patterns.

The AMR Trust Fund provides a joint mechanism for clear attribution and transparency of all sources of finance, while its activities will be based on the application of best practices, scaling up activities that have worked and innovative approaches to ensure that today's cures are available for future generations.

The UN Multi-Partner Trust Fund Office, the UN centre of expertise in pooled funding mechanisms, will act as trustee of the Fund. It will provide real-time information on contributions and use of resources of donor contributions through the Multi-Partner Trust Fund Office Gateway.

[Multi-Partner Trust Fund Office Gateway](#)

ACTIVITIES & PROGRAMMES

▶ REFERENCE CENTRES

OIE Expert Surveillance Panel on Equine Influenza Vaccine Composition

Videoconference, 16 April 2020

KEYWORDS

#equine influenza, #OIE expert surveillance panel on equine influenza vaccine composition, #OIE Reference Laboratory, #recommendation, #vaccine.

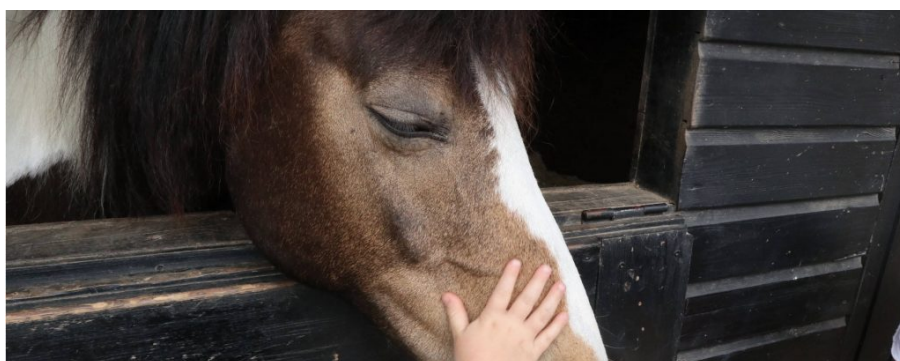


Photo by Sebastian Abbruzzese on Unsplash

Conclusions and recommendations

Influenza activity - 2019/20

Since the [previous meeting of the Expert Surveillance Panel in April 2019](#), outbreaks of equine influenza have been reported in Africa, North America, Asia and Europe.

Sources of equine influenza viruses characterised

Equine influenza A (H3N8) viruses were isolated and/or characterised from outbreaks in the People's Republic of China, France, Ireland, Niger, Nigeria, Sweden, the United Kingdom (UK) and the United States of America (USA).

Field data

Africa

In Africa, outbreaks were detected in 2018 and continued in 2019. They were reported in Cameroon, Mali, Niger,

Nigeria, Senegal and the Sudan. Equine influenza virus was also suspected in Ghana but not confirmed. Several countries experienced significant mortalities in donkeys.

North America

In the USA equine influenza prevalence was unusually elevated at the end of 2018 and in the first third of 2019, and afterwards returned to its more usual level. Outbreaks were reported each month and across 33 states.

Asia

In China an outbreak was confirmed in Inner Mongolia.

Europe

The extensive outbreak in Europe that commenced in late 2018 continued in 2019 with 228 affected premises reported in the UK, approximately 80 in Ireland and over 60 in France. All sectors and both vaccinated and unvaccinated horses were affected. However, protection was much better among vaccinated horses compared to unvaccinated horses and horses correctly vaccinated over several years often showed no clinical signs or were only mildly affected. This outbreak appeared to peter out in late summer/autumn but in early 2020, sporadic outbreaks were confirmed again in France, Ireland, the UK and Sweden.

Characterisation of viruses isolated in 2019/20

Genetic characterisation

Viruses isolated/identified in China, France, Ireland, Niger, Nigeria, the UK, the USA, Senegal and Sweden in 2019, and from Ireland and Sweden in 2020 were characterised genetically by sequencing the haemagglutinin (HA) gene.

The neuraminidase (NA) genes were sequenced for viruses isolated/identified from outbreaks in 2019 in China, France, Ireland, the UK and the USA and from outbreaks in 2020 in Ireland and the USA.

The HA and NA sequences were aligned with those of the recommended vaccine virus A/eq/South Africa/2003 for clade 1 viruses and A/eq/Richmond/1/2007 for clade 2 viruses.

The virus detected in China was characterised as clade 2, Florida sublineage of the American lineage and was similar to viruses identified in China in 2017 and 2015.

All other viruses detected were characterised as clade 1, Florida sublineage of the American lineage and were very similar to the clade 1 viruses identified in the USA and South America in 2018.

Antigenic characterisation

Virus isolated in Ireland in 2019 and viruses generated by reverse genetics, with the HA of UK and Irish 2019 viruses were antigenically characterised with post-infection horse sera. Neutralisation titres for horse post-vaccination sera were compared for viruses isolated in the USA in 2019 and for the recommended vaccine virus A/equine/Ohio/2003. Post-infection ferret antisera were prepared against viruses isolated in 2019 but the testing schedule was disrupted

by the COVID-19 epidemic.

Neutralisation data available for viruses isolated in 2019, show that the viruses continue to remain antigenically closely related to the recommended clade 1 vaccine viruses.

Conclusions

With the exception of a clade 2 virus identified in China, all viruses isolated and characterised from the outbreaks in 2019 and early 2020 were from clade 1 of the Florida sublineage. They were similar to those identified in the USA and South America in 2018. Clade 1 viruses are endemic in the USA, but these are the first major outbreaks associated with a clade 1 virus in Africa since 2003 and in Europe since 2009/10. Although the clade 1 viruses have gradually diverged genetically from the OIE recommended vaccine strains, the neutralisation data with mono-specific horse sera indicated that they continue to remain antigenically similar to the viruses recommended for inclusion in the vaccines. Further virus characterisation is ongoing but at present the panel agreed that there is no evidence-based scientific justification for revising the recommendations on vaccine composition.

Level of surveillance and updating of vaccines

The Panel continues to emphasise the importance of increased surveillance and investigation of vaccination breakdown in different countries.

Rapid submission of viruses to Reference Laboratories is essential if antigenic and genetic drift is to be monitored effectively on a global basis.

Recommendations (April 2020)

These are currently unchanged from those made each year since 2010.

It is not necessary to include an H7N7 virus or an H3N8 virus of the Eurasian lineage in vaccines as these viruses have not been detected in the course of many years of surveillance and are therefore presumed not to be circulating.

Vaccines should contain both clade 1 and clade 2 viruses of the Florida sublineage.

The recommendation for the coming year is:

- Clade 1 continues to be represented by A/eq/South Africa/04/2003-like or A/eq/Ohio/2003-like viruses but more recent clade 1 viruses are available from the OIE Reference Laboratories (see list below).
- Clade 2 continues to be represented by A/eq/Richmond/1/2007-like viruses but more recent clade 2 viruses are available from the OIE Reference Laboratories (see list below).

Manufacturers producing vaccines for a strictly national market are encouraged to liaise with Reference Laboratories. The selected viruses should induce responses which are immunogenically relevant to the equine influenza viruses circulating nationally. Sequence determination of both HA and NAs should be completed

before use.

Reference reagents

Freeze-dried post-infection equine antisera to A/eq/South Africa/4/2003 (Florida clade 1) and to A/eq/Richmond/1/2007 (Florida clade 2) are available from the [European Directorate for the Quality of Medicines & HealthCare \(EDQM\)](#). These sera have been assigned single radial haemolysis values through international collaborative studies and can be used as primary reference sera for the assay.

Recent virus strains, including suitable vaccine candidates for clades 1 and 2, are available from the OIE Reference Laboratories. In the event that an OIE Reference Laboratory cannot supply suitable vaccine candidates for both clades, they will assist the vaccine company to source the viruses from an alternative OIE Reference Laboratory.

Small quantities of ferret antisera for antigenic characterisation are available from the OIE Reference Laboratories in the UK and Ireland.

<http://dx.doi.org/10.20506/bull.2020.1.3134>

OIE Reference Laboratories for Equine Influenza

Prof. Ann Cullinane
Head of the Virology Unit
Irish Equine Centre
Johnstown
Naas, Co. Kildare
Ireland
Tel. +353 45 86 62 66
E-mail: acullinane@irishequinecentre.ie

Dr Debra Elton
Animal Health Trust
Centre for Preventive Medicine
Lanwades Park, Kentford
Suffolk CB8 7UU
United Kingdom
Tel. +44 1638 75 10 00
E-mail: debra.elton@aht.org.uk

Dr Thomas M. Chambers
Maxwell H. Gluck Equine Research Center
Department of Veterinary Science
University of Kentucky
108 Gluck Equine Research Center
Lexington, Kentucky 40546-0099

United States of America

Tel. +1 859 257 47 57

E-mail: tmcham1@uky.edu

ACTIVITIES & PROGRAMMES

► REFERENCE CENTRES

14th Annual Meeting of the OIE/FAO FMD Reference Laboratories Network

Busan, Republic of Korea, 3-5 December 2019

KEYWORDS

#African Union Panafrican Veterinary Vaccine Centre (AU-PANVAC), #Food and Agriculture Organization of the United Nations (FAO), #foot and mouth disease (FMD), #OIE Laboratory Twinning Programme, #OIE/FAO FMD Reference Laboratories Network, #reference centre, #Reference Laboratory, #The Pirbright Institute, #World Organisation for Animal Health (OIE).



Photo © Jupiterimages/Getty Images

The OIE/FAO Reference Laboratory Network for Foot and Mouth Disease (FMD) met during December 2019 in Busan, Republic of Korea to discuss and review information from field outbreaks of FMD.

This Network was established in 2004 as a forum for exchanging laboratory and epidemiology data for FMD, as well as to harmonise and improve the quality of diagnostic testing carried out by international and national FMD laboratories.

Recent data collected by the Network highlight how rapidly FMD virus lineages can spread in different parts of the world. Headline events for 2019 include the further expansion of the O/ME-SA/Ind-2001e lineage into Pakistan, as well as continued outbreaks due to the O/EA-3 topotype (2018/19) in North Africa.

An important role of the Network laboratories is to provide recommendations for the selection of appropriate vaccines that can be used to control outbreaks. A central topic of the meeting was to agree region-standardised approaches that can be used to assess heterologous vaccine performance in order to provide empirical evidence to

customers to ensure that vaccines are matched and sufficiently potent for use. In support of these activities, a new two-year [OIE Laboratory Twinning Project](#) between [the Pirbright Institute](#) and [the African Union Pan-African Veterinary Vaccine Centre \(AU-PANVAC\)](#) is underway to establish capacity for the independent assessment of FMD vaccine quality in Africa.

Meeting report



The meeting was kindly hosted by the [Animal and Plant Quarantine Agency \(APQA\)](#)

OFFICIAL ACTS

► OIE COUNCIL

The World Assembly of OIE Delegates Adapted Procedure

May/June 2020

KEYWORDS

#Adapted Procedure, #OIE Council, #OIE Director General, #OIE General Session, #World Organisation for Animal Health (OIE).



In view of the global situation with regard to COVID-19, international health authorities and some national authorities have issued recommendations on the conditions for organising events with a large number of participants, even going so far as to cancel such events. In this context, the Council of the World Organisation for Animal Health (OIE) held three extraordinary meetings by videoconference in order to examine the consequences for the organisation of the 88th General Session of the World Assembly of Delegates (the Assembly) initially planned to be held from 24 to 29 May 2020.

First extraordinary meeting of the Council

During the first meeting held on 6 March 2020, the Council decided to propose to the Assembly that the 88th General Session be held on 27 May 2020 in a reduced format dealing only with administrative matters, elections and certain technical resolutions, such as the official recognition of health statutes. An official communication concerning this decision was sent to the Delegates.

In the meantime, the disease situation has worsened with movement restrictions applied to various degrees by most OIE Members.

Second extraordinary meeting of the Council

In this context, on the proposal of the OIE Director General, Dr Mark Schipp, President of the Assembly, convened a second extraordinary meeting of the Council, which took place on 3 April 2020. The purpose of this meeting was to re-evaluate the decision previously taken. The Council carefully considered the matter and concluded that given the deteriorating global health context, it was not possible to maintain the date of 27 May 2020.

The Council identified various parameters to be taken into account for the postponement of the General Session, in particular those related to the evolution of the COVID-19 pandemic and the uncertainties as to the duration of the containment as well as the modalities of deconfinement in France and in many countries of origin of the Delegates.

Several scenarios were identified, and the Delegates were consulted on this subject during the month of April. A total of 160 Delegates were thus able to express their opinion.

The Directorate General of the OIE used this time to prepare, with the support of an adviser specialising in International Organisations law, the legal bases of the alternative solutions envisaged.

Third extraordinary meeting of the Council

At the third extraordinary meeting held on 5 May 2020, the Council took note of the majority opinion of the Delegates (49%) to postpone the 88th General Session to 2021 with the possibility of adopting certain resolutions through an ad hoc procedure. Indeed, certain issues of importance both for the activities of the Members and for the institutional functioning of the Organisation needed to be examined without waiting for the 88th General Session to be held in 2021.

With these elements in mind, the Council:

- decided to cancel the 2020 General Session and decided to postpone it to 2021,
- examined an Adapted Procedure drawn up in accordance with the [Basic Texts](#), which was prepared by the Directorate General with the support of a legal adviser,
- validated the process for implementing this Adapted Procedure,
- validated the list of 20 resolutions to be submitted for adoption via this Adapted Procedure.

A detailed information note was sent to all Delegates to present to them the principles of this Adapted Procedure and its implementation process so that they could prepare themselves in full knowledge.

Adapted Procedure

All documents (note on the legal analysis of the Adapted Procedure and ballot papers) were sent to the Delegates of the 159 Members entitled to vote, while the Delegates of the 23 non-voting Members received the documents for information only.

The process took place in two stages: (1) approval of the Adapted Procedure, then (2) adoption of the 20 resolutions.

The entire process was physically managed by the OIE Directorate General, under the supervision of the President, Dr Mark Schipp (Australia), and the Credentials Committee consisting of two members of the Council, namely Dr Michael Modisane (South Africa) and Dr Hugo Federico Idoyaga-Benitez (Paraguay).

The process took place from 19 May 2020, the date on which the documents were sent, to 29 May 2020, the deadline for returning the ballots.

It was reminded that:

- all the documents necessary for the adoption of the Resolutions had been sent to the Members within the required deadline, i.e. 60 days before the date originally scheduled for the 88th General Session,
- the quorum (number of responding countries, including non-voting Members who had to acknowledge receipt of documents) is 92,
- the majority is calculated on the votes cast (number of positive votes cast by the 159 Members with voting rights),
- the Adapted Procedure must first be approved by a simple majority, so that the votes on the resolutions can be counted.

Due to a clerical error on Draft Resolution No. 7 on the recognition of the FMD status of Members, a second consultation was held until 12 June 2020. In support of this, a reasoned explanatory note was provided to Members. No adverse comments were sent to the OIE on this subject.

Results of the consultation

The results of the consultation of Assembly are as follows:

- 159 Members with voting rights received ballot papers to vote first on the principle of the Adapted Procedure and then on the 20 resolutions submitted for their approval;
- 23 Members no longer entitled to vote have received the documents for information, with a request to acknowledge receipt.

Calculation of quorum out of 182 Members:

- Number of voting Members who participated: 141 out of 159
- Number of non-voting Members acknowledging receipt: 16 out of 23

A total of 157 Members replying met the quorum (92) and an analysis was made of the votes cast by Members entitled to vote.

Approval of the Adapted Procedure: 141 Members took part in the vote

- Majority: 71
- Number of Members having adopted the Adapted Procedure: 141

The Adapted Procedure was unanimously approved and the votes on the resolutions were counted.

Results of votes for each resolution: 141 Members took part in the vote

- Majority: 71
- Results: all resolutions were adopted with a few abstentions or negative votes for some of them (see table below).

| Resolution | Yes | No | Abstention | Results |
|------------|-----|----|------------|---------|
| No. 1 | 139 | 0 | 2 | adopted |
| No. 2 | 138 | 0 | 3 | adopted |
| No. 3 | 139 | 0 | 2 | adopted |
| No. 4 | 125 | 2 | 14 | adopted |
| No. 5 | 138 | 0 | 3 | adopted |
| No. 6 | 141 | 0 | 0 | adopted |
| No. 7 | 139 | 0 | 2 | adopted |
| No. 8 | 140 | 0 | 1 | adopted |
| No. 9 | 139 | 1 | 1 | adopted |
| No. 10 | 140 | 1 | 0 | adopted |
| No. 11 | 138 | 1 | 2 | adopted |
| No. 12 | 140 | 1 | 0 | adopted |
| No. 13 | 139 | 1 | 1 | adopted |
| No. 14 | 136 | 0 | 5 | adopted |
| No. 15 | 137 | 1 | 3 | adopted |
| No. 16 | 125 | 1 | 15 | adopted |
| No. 17 | 139 | 0 | 2 | adopted |
| No. 18 | 139 | 0 | 2 | adopted |
| No. 19 | 140 | 0 | 1 | adopted |
| No. 20 | 140 | 0 | 1 | adopted |

All results were communicated to the Delegates on 16 June 2020 and were published on the OIE website.

[The Resolutions were immediately published on the OIE website.](#)

Elections

By decision of the Council, the elections for the Director General and vacant elective positions in the Bureaux of the Regional Commissions (Americas; Asia, the Far East and Oceania) were not held in 2020. They are postponed to the General Session of 2021.

Regarding the election of the Director General:

- the candidates have been informed, as well as their National Authorities; they will be invited to confirm their candidacy in 2021;
- [Resolution No. 6](#) on the exceptional extension of the mandate of the Director General until the 88th General

Session (2021) having been adopted, the mandate of [Dr Monique Éloit](#) is extended until that date.

Activity reports | Status

Specialist Commissions, Working Groups, world health situation

In order to ensure the best possible information for OIE Members and partners, the presentations of the activity reports of the Presidents of the four Specialist Commissions and the two Working Groups, as well as the presentation of the world health situation, were the subject of documents and video recordings posted on the OIE website. [These presentations were also the subject of press releases.](#)

Status

On 23 June 2020, the decisions on the statuses, i.e. the certificates, were individually sent to the countries concerned through diplomatic channels.

Annual activity report

[The OIE annual activity report was published on the OIE website](#) and was the subject of several press releases.

**The President of the OIE, Dr Mark Schipp and the Director General, Dr Monique Éloit
warmly thank Members
for their understanding and support for the Organisation despite the constraints due to
the COVID-19 crisis.**

<http://dx.doi.org/10.20506/bull.2020.1.3135>

OFFICIAL ACTS


► RESOLUTIONS & RECOMMENDATIONS

Resolutions adopted by the World Assembly of Delegates of the OIE

in accordance with the Adapted Procedure for the adoption of OIE Resolutions in the wake of the COVID-19 pandemic (May/June 2020)

KEYWORDS

#Adapted Procedure, #OIE General Session, #resolution, #World Organisation for Animal Health (OIE).



© BCFC/Getty Images

[Click here for information on the World Assembly of OIE Delegates Adapted Procedure \(May/June 2020\)](#)

- | | |
|-------------------------------|--|
| <u>No. 1</u> | Approval of the Financial Report for the 93rd Financial Year of the OIE (1 January – 31 December 2019) |
| <u>No. 2</u> | Modification of the 2020 Budget |
| <u>No. 3</u> | OIE Budgetary Income and Expenses for the 95th Financial Year (1 January to 31 December 2021) |
| <u>No. 4</u> | Financial Contributions from OIE Members for 2021 |
| <u>No. 5</u> | Renewal of the Appointment of the External Auditor |
| <u>No. 6</u> | Exceptional extension of the mandate of the Director General until the 88th General Session (2021) |
| <u>No. 7</u> | Recognition of the Foot and Mouth Disease Status of Members |
| <u>No. 8</u> | Endorsement of Official Control Programmes for Foot and Mouth Disease of Members |
| <u>No. 9</u> | Recognition of the Contagious Bovine Pleuropneumonia Status of Members |
| <u>No. 10</u> | Endorsement of Official Control Programmes for Contagious Bovine Pleuropneumonia of Members |
| <u>No. 11</u> | Recognition of the Bovine Spongiform Encephalopathy Risk Status of Members |

- No. 12 Recognition of the African Horse Sickness Status of Members
- No. 13 Recognition of the Peste des Petits Ruminants Status of Members
- No. 14 Recognition of the Classical Swine Fever Status of Members
- No. 15 Procedures for Members for the official recognition and maintenance of animal health status of certain animal diseases or risk status of bovine spongiform encephalopathy and for the endorsement of official control programmes
- No. 16 Costs to be covered by Members applying for the official recognition of animal health status of certain animal diseases or risk status of bovine spongiform encephalopathy and the endorsement of official control programmes
- No. 17 Designation of OIE Reference Laboratories for aquatic animal diseases
- No. 18 Designation of OIE Reference Laboratories for terrestrial animal diseases
- No. 19 Designation of OIE Collaborating Centres
- No. 20 Register of diagnostic kits validated and certified by the OIE

All the resolutions adopted by the World Assembly of Delegates of the OIE since 2001

OFFICIAL ACTS

► COOPERATION AGREEMENTS

New cooperation agreements

KEYWORDS

#agreement, #East African Community (EAC), #Japan, #United Nations Interregional Crime and Justice Research Institute (UNICRI), #World Organisation for Animal Health (OIE).



[Memorandum of Understanding between the United Nations Interregional Crime and Justice Research Institute \(UNICRI\) and the World Organisation for Animal Health \(OIE\)](#)

6 January 2020

[Letter of Intent for partnership between the World Organisation for Animal Health \(OIE\) and Japan International Cooperation Agency \(JICA\)](#)

28 August 2019

[Memorandum of Understanding between the World Organisation for Animal Health \(OIE\) and the East African Community \(EAC\)](#)

All the cooperation agreements between the OIE and intergovernmental organisations and other international non-governmental organisations

OFFICIAL ACTS

► OIE REPRESENTATIONS

Agreement to facilitate the activities of the OIE Regional Representation for Asia and the Pacific

KEYWORDS

#agreement, #Japan, #OIE Representation, #World Organisation for Animal Health (OIE).



Exchange of diplomatic notes, Paris, 3 August 2020

On 20 December 2019, Mr Koji Abe, Charge d’Affaires ad interim of Japan to France, and Dr Monique Éloit, Director General of the World Organisation for Animal Health (OIE), signed in Paris, France, the Agreement between the OIE and the Government of Japan regarding the Privileges and Immunities of the OIE Regional Representation for Asia and the Pacific (OIE RRAP), which is based in Tokyo, Japan.

On 12 June 2020, the Agreement was accepted by the National Diet of Japan. The exchange of diplomatic notes for the enforcement of the Agreement was conducted in Paris on 3 August 2020. Consequently, this Agreement will come into effect on 2 September 2020.

This Agreement will provide the OIE RRAP and its staff members with the necessary privileges and immunities and it will facilitate the activities of the OIE RRAP in Japan.

[Information on the Tokyo-based OIE Regional Representation \(OIE RRAP\)](#)

OFFICIAL ACTS

► OIE REPRESENTATIONS

Opening of the OIE Sub-Regional Representation in Abu Dhabi

KEYWORDS

#Middle East, #OIE Representation, #World Organisation for Animal Health (OIE).



Seated: Dr Monique Eloit, Director General of the OIE, and H.E. Dr Saeed Al Bahari Salem Al Ameri, Director General of Abu Dhabi Agriculture and Food Safety Authority (ADAFSA).

Standing: Dr Mark Schipp, President of the OIE, and H.E. Dr Thani bin Ahmed Al Zeyoudi, Minister of Climate Change and Environment of United Arab Emirates.

In November 2019, on the occasion of the 15th Conference of the OIE Regional Commission for the Middle East, the OIE officially opened its Sub-Regional Representation in Abu Dhabi for the six countries of the Gulf Cooperation Council (GCC) (Bahrain, Kuwait, Oman, Qatar, Saudi Arabia, the United Arab Emirates) and Yemen. This new office will strengthen the region's cooperation with the OIE and among its Members thereby addressing their main concerns, such as the control of transboundary animal diseases, including zoonoses, and animal welfare in particular in the context of trade purposes.

More than 80 animal health actors from the Middle East region, including Delegates from OIE Members and representatives from partner and regional organisations, attended the signature of the Letter of Intent for the establishment of the new OIE Sub-Regional Representation in Abu Dhabi. The letter, which marks the first step towards the operationalisation of the office's activities programme, was signed by Dr Monique Éloit, Director General of the OIE, and H.E. Dr Saeed Al Bahari Salem Al Ameri, Director General of Abu Dhabi Agriculture and Food Safety Authority (ADAFSA).

At the crossroads between Asia, Europe and Africa, the position of Middle East affords the region a crucial role in the global control of transboundary animal diseases, including zoonoses. Gulf countries are mainly importing countries,

since they import a lot of live animals from the Horn of Africa. In this scenario, cooperation between importing and exporting countries regarding the compliance with OIE international standards, as well as strong Veterinary Services, becomes crucial to maintain a safe and fair trade.

As part of its activities programme, the new OIE office will play an important role in the future implementation of the 'Better Enforcement of Standards for Safer Trade' (BESST) project. This initiative aims to strengthen veterinary public health services in OIE Members of the Horn of Africa and Arabian Peninsula by enhancing and investing in public-private partnerships (PPPs) that improve compliance with OIE international standards and facilitate safe trade in livestock and livestock products.

The livestock sector in the Middle East contributes to food security as well as social equity and economic growth in the countries from the region. The new OIE Sub-Regional Representation will safeguard these contributions by reinforcing Veterinary Services' capacities to control and manage animal diseases.

EXPERT REPORTS

▶ WORKING GROUPS

Activities of the OIE Working Groups

KEYWORDS

#OIE Working Group, #OIE Working Group on Antimicrobial Resistance, #OIE Working Group on Wildlife, #World Organisation for Animal Health (OIE).



Photo by James Hammond on Unsplash

Working Group on Antimicrobial Resistance

Following the adoption of [Resolution no. 14 of May 2019](#), a Working Group on Antimicrobial Resistance was established to support the implementation of the [OIE Strategy on Antimicrobial Resistance and the Prudent Use of Antimicrobials](#) and the organisation's capacity to respond to global challenges according to its mandate.

- ◆ Report of the meeting held from 1 to 3 October 2019
- ◆ Report of the meeting held from 7 to 9 April 2020



Working Group on Wildlife

Founded in 1994, this Working Group informs and advises the OIE on all health problems relating to wild animals, whether in the wild or in captivity. It has prepared recommendations and oversees numerous scientific publications on the surveillance and control of the most important specific wildlife diseases. The Working Group comprises world-leading scientific experts in their subject areas.

- ◆ Report of the meeting held from 10 to 13 March 2020



[More information about OIE Working Groups](#)

EXPERT REPORTS

► AD HOC GROUPS

Activities of *ad hoc* groups

KEYWORDS

#OIE *ad hoc* group, #World Organisation for Animal Health (OIE).



Ad hoc groups are convened to support [the work of OIE Specialist Commissions](#).

The following are the most recent *ad hoc* group meetings:

- Poultry – Antimicrobial Resistance team, 26 June 2020
- BSE standards – Risk assessment and surveillance, 16-26 June 2020
- Revision of the *Terrestrial Animal Health Code* Chapter 7.7., 5–7 November 2019 and 17–18 June 2020
- Susceptibility of mollusc species to infection with OIE-listed diseases, 28–30 January 2020 and 3–5 June 2020
- Revision of the *Terrestrial Animal Health Code* Chapters 7.5. and 7.6., May 2020
- Rinderpest, 24–26 March 2020
- Compartmentalisation for African swine fever, 3–5 March 2020
- Veterinary emergencies, 25–27 February 2020
- Evaluation of peste des petits ruminants (PPR) status of Members, 9–11 December 2019
- Evaluation of contagious bovine pleuropneumonia (CBPP) status of Members, 19–21 November 2019
- The PVS tool: Aquatic, 13–15 November 2019
- Evaluation of foot and mouth disease (FMD) status of Members, 5–7 November 2019
- Susceptibility of fish species to infection with OIE-listed diseases, November 2018 – September 2019
- Evaluation of classical swine fever (CSF) status of Members, 22–24 October 2019
- Bovine spongiform encephalopathy (BSE) risk status evaluation, 24–26 September 2019

The meeting reports are available [here](#).


EXPERT REPORTS

► SPECIALIST COMMISSIONS

Activities of the OIE Specialist Commissions

KEYWORDS

#OIE Aquatic Animal Health Standards Commission, #OIE Biological Standards Commission, #OIE Scientific Commission for Animal Diseases, #OIE Specialist Commission, #OIE Terrestrial Animal Health Standards Commission, #World Organisation for Animal Health (OIE).



Due to the extraordinary circumstances linked to the COVID-19 pandemic, the 88th General Session of the World Organisation for Animal Health (OIE) has been postponed to May 2021. The adoption of new OIE Resolutions has been limited to essential administrative business and specific technical Resolutions by virtue of the establishment of an adapted procedure. In this context, no new or amended texts for the OIE standards were adopted in 2020. However, key achievements made since May 2019 regarding the work of the four Specialist Commissions were presented by their Presidents.

♦ [Watch the presentations from the Presidents of the four Specialist Commissions](#)

Continuous revision of OIE standards

Since May 2019, the OIE Specialist Commissions have worked on the development and revision of several OIE international standards. These included, for instance, the revision of disease-specific standards and the development of new ones, notably on the official control programmes for listed and emerging diseases. Numerous amendments have also been made to various chapters of [the Terrestrial and Aquatic Manuals and Codes](#).

It was agreed that all chapters that were to be proposed for adoption this year would be circulated for one more round of comments prior to being proposed for adoption at the 2021 OIE General Session.

Implementation of global strategies on animal diseases

Updates on the implementation of global strategies and initiatives on different diseases by OIE Members have also been presented.

- The numerous planning and capacity-building activities carried out in the framework of the [global strategy](#) for the control and eradication of **peste des petits ruminants** have been highlighted in the presentation.
- **African swine fever** is still a threat to pigs and the pig industry in several regions. Following Resolution no. 33 of May 2019, a [global initiative](#) has been developed in the structure of the OIE/FAO Global Framework for the progressive control of Transboundary Animal Diseases (GF-TADs).
- The coming launch of the first OIE strategy for **aquatic animal health** has also been announced. It will allow the OIE Community to identify and coordinate actions to address high-priority needs in managing aquatic animal health and welfare, and to focus resources on activities that will provide lasting impacts.

A larger global network of scientific expertise

The OIE has access to leading knowledge and skills thanks to its [global network of Reference Centres composed of Reference Laboratories and Collaborating Centres](#). The sharing of information among these various institutes has proved vital to the achievements in animal health and disease control throughout the world. In 2020, 15 new institutions have been designated as OIE Reference Centres by the World Assembly of Delegates. This brings the total number of official OIE centres of scientific excellence to 326 in 46 countries.

Reports of the OIE Specialist Commission meetings

- [Terrestrial Animal Health Standards Commission \(Code Commission\)](#)
- [Scientific Commission for Animal Diseases \(SCAD\)](#)
- [Biological Standards Commission \(BSC\)](#)
- [Aquatic Animal Health Standards Commission](#)

[Back to top](#)

Terrestrial Animal Health Standards Commission

Dr Etienne Bonbon presented key updates regarding new and revised texts of the *Terrestrial Animal Health Code*.

Aquatic Animal Health Commission

Dr Ingo Ernst notably introduced the background and key principles of the first OIE Aquatic Animal Health Strategy.

Scientific Commission for Animal Diseases

Dr Cristóbal Zepeda congratulated the countries which have been granted a new official disease status. [More information](#)

Biological Standards Commission

Prof. Emmanuel Couacy-Hymann listed the new diagnostic kits that have been approved to be in the OIE Register of diagnostic tests

[Back to top](#)

More information about OIE Specialist Commissions

- ◆ Report of the meeting held from 1 to 3 October 2019
- ◆ Report of the meeting held from 7 to 9 April 2020



ANIMAL HEALTH

► OFFICIAL DISEASE STATUS

Recognition of the disease status of OIE Members or endorsement of official control programmes

Adapted Procedure, May/June 2020

KEYWORDS

#Adapted Procedure, #disease status, #OIE General Session, #resolution, #World Organisation for Animal Health (OIE).



Due to the extraordinary circumstances linked to the COVID-19 pandemic, the 88th General Session of the World Organisation for Animal Health (OIE) has been postponed to May 2021. Nevertheless, specific Resolutions have been proposed for adoption by the World Assembly of OIE Delegates, by virtue of the establishment of an adapted procedure. In particular, the Resolutions pertaining to the recognition of OIE official status and the endorsement of official control programmes for eligible diseases have been maintained, considering the very important role that they play in the import-export economy of OIE Members.

• **Recognition of the foot and mouth disease (FMD) status of Members:** Resolution no. 7 dated 12 June 2020

[Updated information](#)

• **Endorsement of official control programmes for foot and mouth disease (FMD) of Members:** Resolution no. 8 dated 29 May 2020

[Updated information](#)

• **Recognition of the contagious bovine pleuropneumonia (CBPP) status of**

Members: [Resolution no. 9 dated 29 May 2020](#)

[Updated information](#)

• **Endorsement of official control programmes for contagious bovine pleuropneumonia (CBPP) of Members:** [Resolution no. 10 dated 29 May 2020](#)

[Updated information](#)

• **Recognition of the bovine spongiform encephalopathy (BSE) risk status of Members:** [Resolution no. 11 dated 29 May 2020](#)

[Updated information](#)

• **Recognition of the African horse sickness (AHS) status of Members:** [Resolution no. 12 dated 29 May 2020](#)

[Updated information](#)

• **Recognition of the peste des petits ruminants (PPR) status of Members:** [Resolution no. 13 dated 29 May 2020](#)

[Updated information](#)

• **Recognition of the classical swine fever (CSF) status of Members:** [Resolution no. 14 dated 29 May 2020](#)

[Updated information](#)

ANIMAL HEALTH

► OFFICIAL DISEASE STATUS

Thailand – Suspension of ‘AHS-free country’ status

KEYWORDS

#African horse sickness (AHS), #disease status, #Thailand.



Photo by Basecamp Stock Photo on Pexels

Following an immediate notification received from the Delegate of Thailand to the OIE regarding an outbreak of African horse sickness (AHS) in Pak Chong, Nakhon Ratchasima district, the ‘AHS-free country’ status of Thailand, as recognised by the OIE World Assembly of Delegates in Resolution No. 19 of May 2014, was suspended with effect from 27 March 2020.

According to the [standard operating procedure for the suspension of an officially recognised disease status](#), the country has two years to recover its previously recognised status by complying with the relevant requirements of the OIE *Terrestrial Animal Health Code*.

More information on the AHS situation in Asia

Contact: [OIE Status Department](#)


ANIMAL HEALTH

► OFFICIAL DISEASE STATUS

Romania – Suspension of ‘CSF-free country’ status

KEYWORDS

#classical swine fever, #disease status, #Romania.



© Johnny007pan/Getty Images

In 2020, a mission was conducted in Romania to monitor its compliance with the [Terrestrial Animal Health Code provisions](#) for the maintenance of its classical swine fever (CSF)-free country status as recognised by the OIE World Assembly of Delegates in Resolution No. 22 of May 2019. As a consequence, Romania’s CSF-free country status was suspended, with effect from 23 March 2020.

Contact: [OIE Status Department](#)

ANIMAL HEALTH

► OFFICIAL DISEASE STATUS

Colombia – Recovery of ‘FMD-free zone where vaccination is practised’ status

KEYWORDS

#Colombia, #disease status, #foot and mouth disease (FMD).



Photo by Juliana Amorim on Unsplash

The Delegate of Colombia to the OIE submitted a dossier to the Director General of the OIE, requesting the recovery of the official disease status of the ‘foot and mouth disease (FMD)-free zone where vaccination is practised’ in Colombia, which had been recognised by the OIE World Assembly of Delegates ([Resolution No. 22 of May 2017](#)) and had been suspended with effect from 10 August 2018.

The [OIE Scientific Commission for Animal Diseases](#) considered the information provided by the Delegate of Colombia and concluded that this zone in Colombia fulfils the requirements of [the relevant provisions of the OIE Terrestrial Animal Health Code Article 8.8.7](#), to fully regain its ‘FMD-free zone where vaccination is practised’ status, with effect from 5 February 2020. The regained status was recognised by the World Assembly of OIE Delegates in [Resolution No. 7 of June 2020](#).

Contact: [OIE Status Department](#)

ANIMAL HEALTH

► OFFICIAL DISEASE STATUS

Thailand – Suspension of ‘PPR-free country’ status

KEYWORDS

#disease status, #peste des petits ruminants (PPR), #Thailand.



© OIE/Laura Wolf

In 2019, a mission was conducted in Thailand to monitor its compliance with the [Terrestrial Animal Health Code provisions](#) for the maintenance of its peste des petits ruminants (PPR)-free country status as recognised by the OIE World Assembly of Delegates in Resolution No. 21 of May 2019. As a consequence, Thailand’s PPR-free country status was suspended, with effect from 25 October 2019.

Contact: [OIE Status Department](#)

OFFICIAL ACTS

► NEW DELEGATES

20 mai 2020

COSTA RICA

Dr Silvia Niño Villamizar

Directora General, Servicio Nacional de Salud Animal (SENASA), Ministerio de Agricultura y Ganadería

18 May 2020

JORDAN

Dr Rachel Dodeen

Head, Quarantine Division, Ministry of Agriculture



16 May 2020

IRAN

Dr Ali Safar Maken Ali

Head, Iran Veterinary Organization (IVO), Ministry of Jihad-e-Agriculture

7 May 2020

SRI LANKA

Dr Ranjani Hettiarachchi

Director General, Department of Animal Production and Health



5 May 2020

MALAYSIA

Dr Dato' Dr Norlizan Mohd Noor

Deputy Director General, Veterinary Services, Ministry of Agriculture and Agro-Based Industry

19 March 2020

BOLIVIA

Dr Humberto Coelho Añez

Director General Ejecutivo, Servicio Nacional de Sanidad Agropecuaria e Inocuidad Alimentaria (SENASAG),

Ministerio de Desarrollo Rural y Tierras

16 March 2020

SLOVENIA

Dr Breda Hrovatin

Head, Animal Health and Animal Welfare Division, Ministry of Agriculture, Forestry and Food



28 February 2020

TRINIDAD AND TOBAGO

Dr Victoria Lashley

Technical Officer, Animal Health, Ministry of Agriculture, Land and Fisheries



1 February 2020

ARGENTINA

Dr Ximena Melón


Directora Nacional de Sanidad Animal, Servicio Nacional de Sanidad y Calidad Agroalimentaria (SENASA)

21 January 2020

UKRAINE

Dr Olga Shevshenko

Deputy Head, State Service of Ukraine on Food Safety and Consumer Protection, Ministry of Agrarian Policy and Food of Ukraine



12 January 2020

IRAQ

Dr Thamer Al-Khafaji

Director General, Animal Health, Ministry of Agriculture




1 January 2020

NORWAY

Dr Knut Rønningen

Director, Norwegian Food Safety Authority, Ministry of Agriculture and Food



1 January 2020

ZAMBIA

Dr Swithine Kabilika

Director, Veterinary Services, Ministry of Fisheries and Livestock

29 December 2019

ALBANIA

Dr Keti Margariti

Head, Veterinary and Animal Welfare Sector, Ministry of Agriculture and Rural Development



17 December 2019

BELGIUM

Dr Herman Claeys

Chef du Service Politique sanitaire : Animaux et Végétaux, Direction Générale Politique de Contrôle, Agence Fédérale pour la Sécurité de la Chaîne Alimentaire (AFSCA)



1 December 2019

NAMIBIA

Dr Albertina Shilongo

Chief Veterinary Officer, Director, Veterinary Services, Ministry of Agriculture, Water and Forestry



28 November 2019

BANGLADESH

Dr Abdul Jabbar Sikder

Director General, Department of Livestock Services, Ministry of Fisheries and Livestock



28 November 2019

ROMANIA

Dr Robert Viorel Chioveanu

President, Secretary of State, Chief Veterinary Officer, National Sanitary Veterinary and Food Safety Authority

26 November 2019

BOLIVIA

Dr Carlos Edson Peñaranda Bersatti


Director General Ejecutivo, Servicio Nacional de Sanidad Agropecuaria e Inocuidad Alimentaria (SENASAG),
Ministerio de Desarrollo Rural y Tierras

8 November 2019

ANGOLA

Dr Ditulala Lucas Simão

Director Geral, Serviços Veterinários, Ministério da Agricultura



5 November 2019

SUDAN

Dr Adil Farah Idris Ali

Undersecretary, Veterinary Services, Ministry of Animal Resources

4 November 2019

KOREA (REP. OF)

Dr Dae Gyun Kim

Chief Veterinary Officer, Director General, Animal Health Policy Bureau, Ministry of Agriculture, Food and Rural Affairs



31 October 2019

BAHAMAS

Dr Maurice Isaacs

Director of Veterinary Studies, Bahamas Agricultural Health and Food Safety Authority (BAHFSA)



31 October 2019

POLAND

Dr Bogdan Konopka

Chief Veterinary Officer, General Veterinary Inspectorate, Ministry of Agriculture and Rural Development

30 October 2019

PERU

Dr Eva Luz Martínez Bermúdez

Servicio Nacional de Sanidad Agraria (SENASA), Ministerio de Agricultura y Riego

30 October 2019

TAJIKISTAN

Dr Muhammad Said Faizullozoda

Chairman, Veterinary Services, Committee for Food Security



28 October 2019

UNITED STATES OF AMERICA

Dr Mark Davidson

Associate Administrator, United States Department of Agriculture – Animal and Plant Health Inspection Service (USDA-APHIS)

23 October 2019

PANAMA

Dr Concepción Santos Sanjur

Director Nacional de Salud Animal, Ministerio de Desarrollo Agropecuario



21 October 2019

PAPUA NEW GUINEA

Dr Ilagi Puana

Chief Veterinary Officer, Veterinary Services, National Agriculture Quarantine and Inspection Authority



1 October 2019

DENMARK

Dr Hanne Larsen

Chief Veterinary Officer, Danish Veterinary and Food Administration

27 September 2019

ZIMBABWE

Dr Josphat Nyika

Chief Veterinary Officer, Veterinary Services, Ministry of Lands, Agriculture and Rural Resettlement



26 September 2019

PHILIPPINES

Dr Ronnie Domingo

Officer-In-Charge, Chief Veterinary Officer, Bureau of Animal Industry (BAI), Ministry of Agriculture

OFFICIAL ACTS

► NEW REFERENCE CENTRES

NEW OIE REFERENCE LABORATORIES

African swine fever



Dr David Williams

CSIRO Australian Centre for Disease Preparedness

5 Portarlington Road

Geelong

Victoria 3220

AUSTRALIA

Tel.: +61 52 27 50 00

E-mail: d.williams@csiro.au

Website: www.csiro.au/en/Research/Facilities/ACDP/About-ACDP

This new OIE Reference Laboratory has the expertise and resources necessary for laboratory-based African swine fever (ASF) diagnostics, research, test development and validation. It can perform multidisciplinary diagnostic investigations involving PCR, genotyping, whole genome sequencing, antigen detection, virus isolation, serology, histology, immunohistochemistry and electron microscopy. Diagnostic testing is performed under a quality assurance system certified to ISO/IEC 9001:2008 and accredited to ISO/IEC 17025:2005. The Reference Laboratory can supply reference biological reagents and organises annual proficiency testing for swine diseases, including ASF. In addition, it can provide advice, training and capacity building for ASF laboratory diagnostics and techniques. The Reference Laboratory also has the capacity to perform *in vivo* studies on ASF in high containment large animal rooms at Physical Containment Level 3.

Acute hepatopancreatic necrosis disease, infection with infectious hypodermal and haematopoietic necrosis virus, and

infection with white spot syndrome virus



Dr Arun Dhar

Aquaculture Pathology Laboratory
The University of Arizona
College of Agriculture and Life Sciences
School of Animal and Comparative Biomedical Sciences
1117 E. Lowell Street
Tucson, Arizona 85721
UNITED STATES OF AMERICA
Tel.: +1 520 621 87 27
E-mail: adhar@email.arizona.edu
Website: <https://aquapath.lab.arizona.edu>

These three new OIE Reference Laboratories focus on diagnosis and research relating to three OIE-listed diseases of crustaceans – acute hepatopancreatic necrosis disease (AHPND), infection with infectious hypodermal and haematopoietic necrosis virus (IHHNV), and infection with white spot syndrome virus (WSSV). The laboratories have extensive resources and expertise in diagnosing these diseases using histopathology and molecular methods. These methods are accredited to ISO/IEC 17025:2017. The Reference Laboratories also provide proficiency tests (also known as ring tests) for AHPND, IHHNV and WSSV and are accredited to ISO 17043:2010. The University of Arizona, Aquaculture Pathology Laboratory also hosts OIE Reference Laboratories for infection with *Hepatobacter penaei* (necrotising hepatopancreatitis) (NHP) and infection with Taura syndrome virus (TSV). The Reference Laboratories provide scientific and technical assistance, and disease diagnostic trainings to professionals from industry, academia, governmental and non-governmental organisations from OIE Members around the world.

Brucellosis (*Brucella abortus*, *B. melitensis* and *B. canis*) and Middle East respiratory syndrome



Prof. Ulrich Wernery

Central Veterinary Research Laboratory
PO Box 597

Dubai
UNITED ARAB EMIRATES
Tel.: +971 4 337 51 65
E-mail: cvrl@cvrl.ae
Website: www.cvrl.ae

Since 2009, the Central Veterinary Research Laboratory (CVRL), Dubai, has been operating as an OIE Reference Laboratory for glanders and for camelpox, and in 2020 it was designated for brucellosis (*Brucella abortus*, *B. melitensis* and *B. canis*) and for [Middle East respiratory syndrome](#). The CVRL is a diagnostic and research centre that provides animal owners, veterinarians and government entities with a testing facility ensuring excellent quality results for the benefit of animals. Apart from establishing all the necessary laboratory tools for diagnoses, the CVRL conducts various research projects on these diseases and supplies other laboratories with reagents, test kits and veterinary vaccines.

Classical swine fever



Dr Trevor Drew

CSIRO Australian Centre for Disease Preparedness
5 Portarlington Road
Geelong
Victoria 3220
AUSTRALIA
Tel.: +61 52 27 50 00
E-mail: trevor.drew@csiro.au
Website: www.csiro.au/en/Research/Facilities/ACDP/About-ACDP

This new OIE Reference Laboratory has the expertise and resources necessary for laboratory-based classical swine fever (CSF) diagnostics, research, test development and validation. It can perform multidisciplinary diagnostic investigations involving PCR, genotyping, whole genome sequencing, antigen detection, virus isolation, serology, histology, immunohistochemistry and electron microscopy. Diagnostic testing is performed under a quality assurance system certified to ISO/IEC 9001:2008 and accredited to ISO/IEC 17025:2005. The Reference Laboratory can supply reference biological reagents and organises annual proficiency testing for swine diseases, including CSF. In addition, it can provide advice, training and capacity building for CSF laboratory diagnostics and techniques. The Reference Laboratory also has the capacity to perform *in vivo* studies on CSF in high containment large animal rooms at Physical Containment Level 3.

Dourine



Dr Laurent Hébert

ANSES – Laboratory for Animal Health
Physiopathology and Epidemiology of Equine Diseases Unit
Goustranville
14430 Dozulé
FRANCE
Tel.: +33 2 31 79 22 76
E-mail: laurent.hebert@anses.fr

This new OIE Reference Laboratory is dedicated to diagnosis, research and surveillance relating to dourine. It is also a European Union Reference Laboratory for equine diseases, including dourine. It performs diagnostic tests for dourine in accordance with ISO/IEC 17025 (complement fixation test) and produces standard sera and antigens available on request. This laboratory also organises inter-laboratory tests as well as training sessions. It develops and validates new methods for the diagnosis of *Trypanosoma equiperdum* infections and conducts studies on the different treatment approaches as well as on the links between dourine and other equine trypanosomoses.

Foot and mouth disease (FMD)



Dr Charles Nfon

National Centre for Foreign Animal Disease
Canadian Food Inspection Agency
Canadian Science Centre for Human and Animal Health
1015 Arlington Street, Suite T2300
Winnipeg, Manitoba R3E 3M4
CANADA
Tel.: +1 204 789 20 23
E-mail: Charles.nfon@canada.ca

This new OIE Reference Laboratory provides diagnostic services, research, training and scientific consultation services for FMD and other vesicular diseases. The laboratory also performs research on emergency FMD vaccines, vaccine matching, disease transmission, host responses and pathogenesis. Through capacity-building initiatives and related projects, the laboratory has established international collaborations with FMD research groups and laboratories in FMD enzootic countries.

Highly pathogenic avian influenza and low pathogenic avian influenza (poultry)



Dr Youn-Jeong Lee

Animal and Plant Quarantine Agency
Ministry of Agriculture, Forest and Rural Affairs
177, Hyeoksin 8-ro
Gimcheon-si
Gyeongsangbuk-do 39660
REPUBLIC OF KOREA
Tel.: +82 54 2 912 09 68
E-mail: leeyj700@korea.kr

This new OIE Reference Laboratory provides diagnostic testing services and technical consultation for the prevention and control of avian influenza. Also, it is willing to offer diagnostic reagents/kits for the detection of avian influenza virus. Depending on the type of diagnostic reagents or kits requested, the time taken for preparation and dispatch may differ. The laboratory provides international technical support for OIE Members, including training workshops and advice on disease control.

Infection with *Hepatobacter penaei* (necrotising hepatopancreatitis)



Dr Luis Fernando Aranguren

Aquaculture Pathology Laboratory
The University of Arizona
College of Agriculture and Life Sciences
School of Animal and Comparative Biomedical Sciences
1117 E. Lowell Street
Tucson, Arizona 85721
UNITED STATES OF AMERICA
Tel.: +1 520 621 4438
E-mail: lfarangu@email.arizona.edu
Website: <https://aquapath.lab.arizona.edu>

This new OIE Reference Laboratory focuses on diagnosis and research relating to an [OIE-listed disease](#) of crustaceans – infection with *Hepatobacter penaei* (necrotising hepatopancreatitis: NHP). The laboratory has

extensive experience in NHP diagnosis, including histopathology, PCR and real-time PCR-based diagnostic methods. These methods are accredited to ISO/IEC 17025:2017. The Reference Laboratory also provides proficiency tests (also known as ring tests) for NHP and is accredited to ISO 17043:2010. The laboratory provides scientific and technical assistance and training to personnel from diagnostic laboratories in the United States of America and other OIE Members.

Rabies



Dr Shrikrishna Isloor

OIE Twinned KVASU-CVA Rabies Diagnostic Laboratory
Department of Microbiology
Veterinary College
Karnataka Veterinary, Animal and Fisheries Sciences University (KVASU)
Hebbal, Bangalore 560024
INDIA
Tel.: +91 80 29 53 22 87
E-mail: rdlkvasucva@gmail.com

This new OIE Reference Laboratory will serve the needs of animal rabies research-related activities and act as a centre of excellence in animal rabies, with the main areas of focus being diagnosis of animal rabies and surveillance. It will undertake statutory diagnostic services and provide support to research projects for rabies in the region. The expertise available at the laboratory could provide international test and disease consultancy services. The laboratory is also committed to offering in-house or outreach training in diagnostics and epidemiology as a tool for designing and improving control measures. In addition to activities in the area of diagnosis and control of rabies in animals, the OIE Reference Laboratory will also offer consultancy and training, quality-assurance testing, inter-laboratory comparisons, and provide assistance for the development of quality standards in the region. Training can be provided on site or can be organised in the other regional laboratories or veterinary universities. Such training can cover various diagnostic approaches, including immunological, molecular and cell culture methods, epidemiology and to inform strategies for active surveillance followed by the evaluation of rabies control strategies. The laboratory may also collaborate with the public and private sectors in the field of the development and evaluation of diagnostic assays and applied research.

Rinderpest



Dr Wei Jia

USDA-APHIS-VS-NVSL

Foreign Animal Disease Diagnostic Laboratory (FADDL)

Plum Island Animal Disease Center

PO Box 848

Greenport, New York 11944

UNITED STATES OF AMERICA

Tel.: +1 631 323 33 44

E-mail: wei.jia@usda.gov

Website: www.aphis.usda.gov/aphis/ourfocus/animalhealth/lab-info-services/sa_about_nvsl/ct_about_faddl

This new OIE Reference Laboratory is the only laboratory approved to perform rinderpest monitoring and confirmatory diagnosis in the United States of America. The FADDL also manages an OIE/FAO Rinderpest Holding Facility (RHF). To support global rinderpest freedom efforts, FADDL developed non-infectious rinderpest positive controls and sample proficiency testing panels, which are not derived from live rinderpest virus (RPV) and distinguishable from wild RPV and can help diagnostic laboratories maintain rinderpest diagnostic capabilities without using live virus. The Reference Laboratory will further assist the OIE in maintaining global freedom from rinderpest by providing services such as RPV sequestration, rinderpest confirmatory testing, harmonisation and validation of testing methods, and proficiency testing to RHF and other laboratories in Members.

NEW OIE COLLABORATING CENTRES

Continuing education and veterinary capacity building



Centre national de veille zoonositaire (CNVZ)

38, avenue Charles Nicolle

Cité Mahrajène 1082

Tunis

TUNISIA

Tel.: +216 71 84 97 90 / 71 84 98 12

E-mail: bo.cnvz@iresa.agrinet.tn

Website: www.cnvz.agrinet.tn

The CNVZ is a public institution under the supervision of the Ministry of Agriculture, Fisheries and Water Resources of Tunisia. In addition to its animal disease watch and surveillance missions, it offers expertise in the field of postgraduate training and veterinary capacity building, particularly in training tools using a competency-based approach. The CNVZ is ready to promote continuing education for Veterinary Services and to provide technical and educational assistance in developing and managing training mechanisms for OIE Members. The OIE Collaborating Centre will support the activities of the [OIE Platform for the Training of Veterinary Services](#).

Quality management systems



Veterinary Laboratories Division

Abu Dhabi Agriculture and Food Safety Authority (ADAFSA)

PO Box 52150

Mohammed Bin Zayed City

Capital Mall

Abu Dhabi

UNITED ARAB EMIRATES

Tel.: +971 2 818 1410

E-mail: Salama.almuhairi@adafsa.gov.ae

The ADAFSA Veterinary Laboratories Division is a government diagnostic and research laboratory with extensive experience in quality management systems. It is accredited and certified for several standards, including ISO/IEC 17025:2017 (laboratory management systems), ISO 22301:2012 (business continuity management systems), and PAS 99 (integrated management systems). In addition to its work on quality management systems in veterinary laboratories, ADAFSA Veterinary Laboratories Division participates in national and international activities in the field of animal health. As an OIE Collaborating Centre, the ADAFSA Veterinary Laboratories Division will share its experience and knowledge of quality management systems and business continuity and will provide training to other laboratories and institutes to implement OIE standards related to quality management systems and sustainability. It will also use its expertise to support the OIE effort to implement its strategic goals related to the capacity and sustainability of veterinary laboratories.

The OIE is an international organisation created in 1924 with a mandate from its 182 Members to improve animal health and welfare. Its activities are permanently supported by 325 centres of scientific expertise and 12 regional offices with a presence on every continent.



Follow the OIE: www.oie.int



@OIEAnimalHealth



World Organisation for Animal Health - OIE



OIEVideo



World Organisation for Animal Health



World Organisation for Animal Health (OIE)



Digital version: www.oiebulletin.com



WORLD ORGANISATION FOR ANIMAL HEALTH
Protecting animals, preserving our future

12, rue de Prony - 75017 Paris, France
Tel: +33 (0)1 44 15 18 88 - Fax: +33 (0)1 42 67 09 87 - oie@oie.int